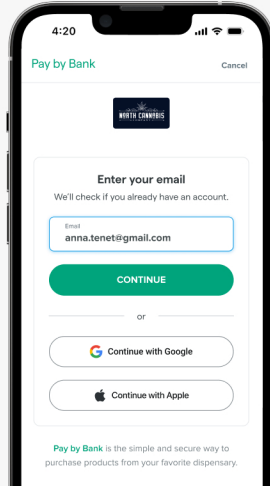




Pay by Bank Consumer Sign Up Flow

STEP 01

Customer enters their email address or selects single sign-on option.




STEP 02

Customer accepts Plaid notice and selects their bank. If their bank is not listed, it does not partner with Plaid.



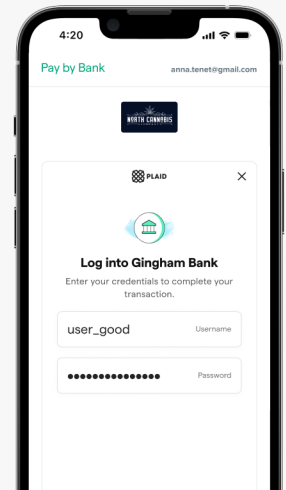
STEP 03

Customer logs in to their bank via Plaid with their online banking credentials.



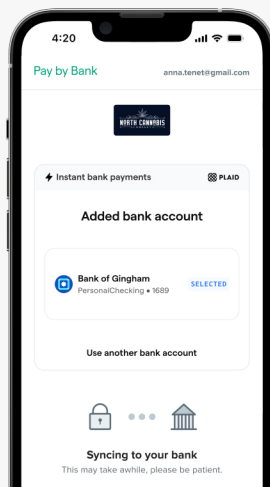
STEP 04

Then customer will select which bank account to connect to their Pay by Bank account and agrees to the terms.



STEP 05

The selected bank account syncs to their Pay by Bank account & after agreeing to the terms they can complete their checkout.



MORE
QUESTIONS?



SCAN FOR OUR
DISPENSARY
HELP CENTER

SCAN
HERE



SIGN UP FOR
PAY BY BANK
TODAY