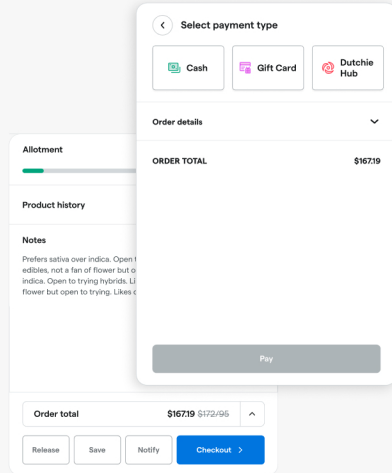




Pay by Bank Processing on Dutchie Hub

STEP 01

Budtender will build the cart, tap checkout button & select Dutchie Hub payment type to send the payment to the Dutchie Hub Terminal.



STEP 02

Customer uses phone to scan QR code.

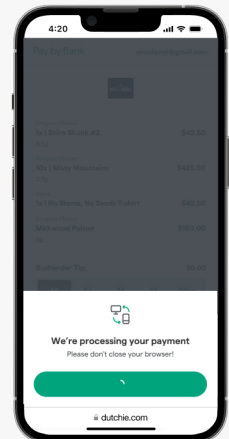
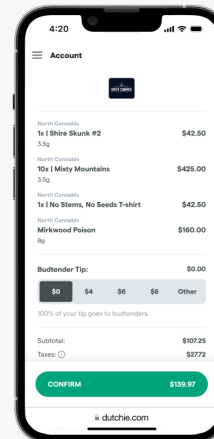
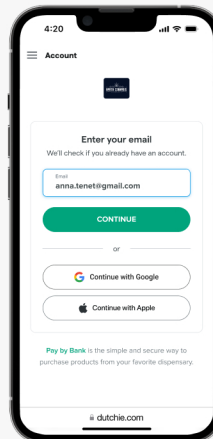


STEP 03

Customers will sign up (new users) or log in (existing users) & will then see their order. If tipping is enabled, they can choose a tip & confirm payment.



Pay by Bank will run a **balance check** - payment is not **finalized** until completed at the POS.



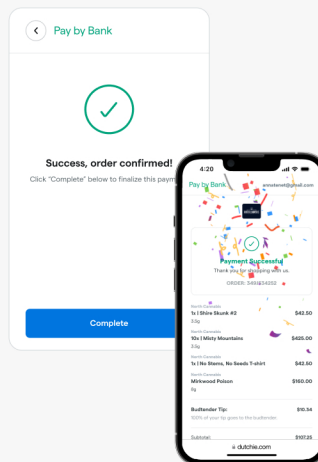
STEP 04

If the balance check succeeds, customer will see a success message on their phone. At the POS, the budtender **MUST tap the complete button to finalize payment.**

Payment is complete!



Customers will see funds deduct from their bank within 48 business hours.



MORE QUESTIONS?



SCAN FOR OUR DISPENSARY HELP CENTER