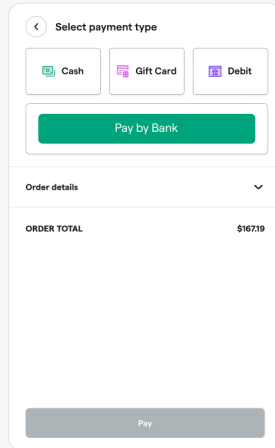




Pay by Bank Processing with Legacy Integration

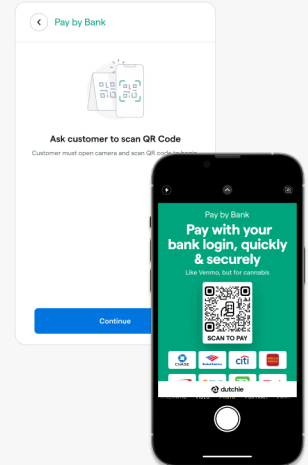
STEP 01

Budtender builds the cart, taps checkout button, **then selects, Pay by Bank.**



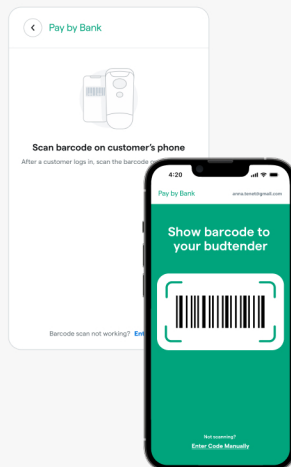
STEP 02

Customer uses phone to scan QR code & will sign up (new users) or log in (existing users) to generate a barcode.



STEP 03

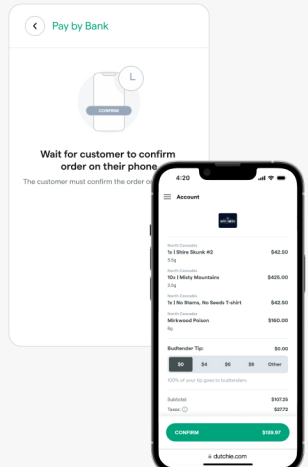
Budtender **scans the barcode or enters manually.** (See bottom of both the POS screen & phone screen) to link the order to the user's Pay by Bank account.



STEP 04

If tipping is enabled, customers can choose a tip & confirm payment.

Pay by Bank will run a **balance check - payment is not finalized** until completed at the POS.

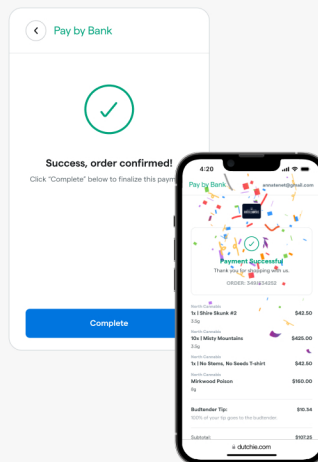


STEP 05

If the balance check succeeds, customer will see a success message on their phone. At the POS, the budtender **MUST tap the complete button to finalize payment.**

Payment is complete!

Customers will see funds deduct from their bank within 48 business hours.



MORE QUESTIONS?



SCAN FOR OUR DISPENSARY HELP CENTER